









# Fact Sheet

## Key financial information

 <p><b>+5mill.</b> m<sup>3</sup>/day treated water<sup>(1)</sup></p>	 <p><b>+30,000</b> km transmission lines built<sup>(2)</sup></p>	 <p><b>+4GW</b> under construction, operation &amp; development</p>
 <p><b>+200</b> patents</p>	 <p><b>+30</b> countries in 4 continents</p>	 <p><b>+11,000</b> employees<sup>(3)</sup></p>

(1) Historically developed by the company. (2) Historically built by the company. (3) As of April 2023.

## Our strategic focus

	Today	Strategy
<b>1. Strategy</b>	Vertically integrated utility across renewable technologies in fast growing markets	Focus on build-to-own strategy across water and energy
<b>2. EBITDA</b>	 <p>26% Water 66% Energy Generation 9% Services</p> <p>€103m EBITDA 2023 (€114m ex. Corp. costs)</p>	 <p>Water Energy Generation Energy Transmission Services</p>
<b>3. Capital structure</b>	<p><b>1.8x</b> Net Debt / EBITDA 23 (incl. Project Finance)</p> <p><b>(0.2x)</b> Adj. Net Debt / Adj. EBITDA 23 (Recourse)</p>	<p>Target Recourse Net Leverage: <b>&lt;1.0x</b></p> <p>Adj. Net Debt / Adj. EBITDA</p>



## Financial profile positioned to capture growth

